



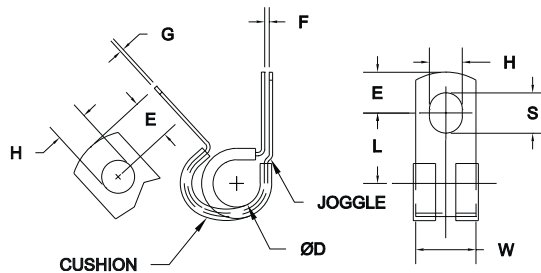
## CLIP SPECIFICATIONS

**Diameter:** 1/4" - 4"  
**Bolt Size:** 1/2"  
**Position:** Furnished Open  
**Notes:** Medium duty clip that can be slipped over a tube or wire and closed with a bolt at assembly, one round hole and one slot for ease of alignment, and a developed shape for proper closing.

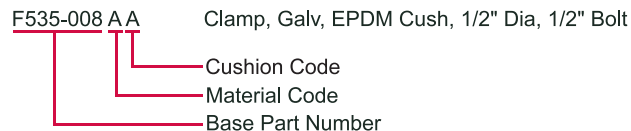
**Material Code:** A - SAE 1008/1010 G90 Per ASTM A653/653M Galvanized Steel  
 B - SAE 1008/1010 Low Carbon Steel Zinc Plate per ASTM B633 Fe/Zn 8 Type II  
 C - SAE 301/304 Stainless Steel

**Cushion Code:** A - EPDM Per SAE J200 Color: Black  
 B - Neoprene Per AMS 3209 Color: Black  
 C - Silicone Per AMS 3303 Color: Red/Orange

*Different sizes, materials, and/or finishes not shown can be manufactured to meet your specifications*



## PART NUMBER CALL OUT



Base Part Number	D	H	L	W	E	F	G	S
	Clamping Diameter	Hole Diameter	Center to Center	Width	Hole/Slot Center to End	Gap	Material Thickness	Slot Length
	± .015	± .005	± .031	± .010	± .015	± .032	± .002	± .020
<b>F535-004</b>	0.250	0.593	0.798	1.000	0.440	0.125	0.032	0.688
<b>F535-005</b>	0.313	0.593	0.829	1.000	0.440	0.125	0.032	0.688
<b>F535-006</b>	0.375	0.593	0.861	1.000	0.440	0.125	0.032	0.688
<b>F535-007</b>	0.438	0.593	0.892	1.000	0.440	0.125	0.032	0.688
<b>F535-008</b>	0.500	0.593	0.923	1.000	0.440	0.125	0.032	0.688
<b>F535-009</b>	0.563	0.593	0.954	1.000	0.440	0.125	0.032	0.688
<b>F535-010</b>	0.625	0.593	0.986	1.000	0.440	0.125	0.032	0.688
<b>F535-011</b>	0.688	0.593	1.017	1.000	0.440	0.125	0.032	0.688
<b>F535-012</b>	0.750	0.593	1.048	1.000	0.440	0.125	0.032	0.688
<b>F535-013</b>	0.813	0.593	1.079	1.000	0.440	0.125	0.032	0.688
<b>F535-014</b>	0.875	0.593	1.111	1.000	0.440	0.125	0.032	0.688
<b>F535-015</b>	0.938	0.593	1.142	1.000	0.440	0.125	0.032	0.688
<b>F535-016</b>	1.000	0.593	1.173	1.000	0.440	0.125	0.032	0.688
<b>F535-017</b>	1.063	0.593	1.224	1.000	0.440	0.125	0.048	0.688
<b>F535-018</b>	1.125	0.593	1.256	1.000	0.440	0.125	0.048	0.688
<b>F535-019</b>	1.188	0.593	1.287	1.000	0.440	0.125	0.048	0.688
<b>F535-020</b>	1.250	0.593	1.318	1.000	0.440	0.125	0.048	0.688
<b>F535-021</b>	1.313	0.593	1.349	1.000	0.440	0.125	0.048	0.688
<b>F535-022</b>	1.375	0.593	1.381	1.000	0.440	0.125	0.048	0.688
<b>F535-023</b>	1.438	0.593	1.412	1.000	0.440	0.125	0.048	0.688
<b>F535-024</b>	1.500	0.593	1.443	1.000	0.440	0.125	0.048	0.688
<b>F535-025</b>	1.563	0.593	1.474	1.000	0.440	0.125	0.048	0.688
<b>F535-026</b>	1.625	0.593	1.506	1.000	0.440	0.125	0.048	0.688
<b>F535-027</b>	1.688	0.593	1.537	1.000	0.440	0.125	0.048	0.688
<b>F535-028</b>	1.750	0.593	1.568	1.000	0.440	0.125	0.048	0.688
<b>F535-029</b>	1.813	0.593	1.599	1.000	0.440	0.125	0.048	0.688
<b>F535-030</b>	1.875	0.593	1.631	1.000	0.440	0.125	0.048	0.688
<b>F535-031</b>	1.938	0.593	1.662	1.000	0.440	0.125	0.048	0.688
<b>F535-032</b>	2.000	0.593	1.693	1.000	0.440	0.125	0.048	0.688
<b>F535-033</b>	2.063	0.593	1.724	1.000	0.440	0.125	0.048	0.688

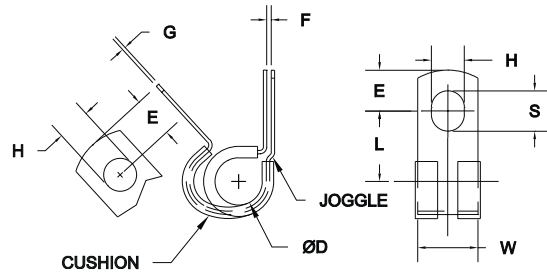


**CLIP SPECIFICATIONS**

**Diameter:** 1/4" - 4"  
**Bolt Size:** 1/2"  
**Position:** Furnished Open  
**Notes:** Medium duty clip that can be slipped over a tube or wire and closed with a bolt at assembly, one round hole and one slot for ease of alignment, and a developed shape for proper closing.

**Material Code:**  
 A - SAE 1008/1010 G90 Per ASTM A653/653M Galvanized Steel  
 B - SAE 1008/1010 Low Carbon Steel Zinc Plate per ASTM B633 Fe/Zn 8 Type II  
 C - SAE 301/304 Stainless Steel

**Cushion Code:**  
 A - EPDM Per SAE J200 Color: Black  
 B - Neoprene Per AMS 3209 Color: Black  
 C - Silicone Per AMS 3303 Color: Red/Orange



**PART NUMBER CALL OUT**

**F535-008 AA** Clamp, Galv, EPDM Cush, 1/2" Dia, 1/2" Bolt  
 — Cushion Code  
 — Material Code  
 — Base Part Number

*Different sizes, materials, and/or finishes not shown can be manufactured to meet your specifications*

Base Part Number	D	H	L	W	E	F	G	S
	Clamping Diameter	Hole Diameter	Center to Center	Width	Hole/Slot Center to End	Gap	Material Thickness	Slot Length
	± .015	± .005	± .031	± .010	± .015	± .032	± .002	± .020
F535-034	2.125	0.593	1.756	1.000	0.440	0.125	0.048	0.688
F535-035	2.188	0.593	1.787	1.000	0.440	0.125	0.048	0.688
F535-036	2.250	0.593	1.818	1.000	0.440	0.125	0.048	0.688
F535-037	2.313	0.593	1.849	1.000	0.440	0.125	0.048	0.688
F535-038	2.375	0.593	1.881	1.000	0.440	0.125	0.048	0.688
F535-039	2.438	0.593	1.912	1.000	0.440	0.125	0.048	0.688
F535-040	2.500	0.593	1.943	1.000	0.440	0.125	0.048	0.688
F535-041	2.563	0.593	1.974	1.000	0.440	0.125	0.048	0.688
F535-042	2.625	0.593	2.006	1.000	0.440	0.125	0.048	0.688
F535-043	2.688	0.593	2.037	1.000	0.440	0.125	0.048	0.688
F535-044	2.750	0.593	2.068	1.000	0.440	0.125	0.048	0.688
F535-045	2.813	0.593	2.099	1.000	0.440	0.125	0.048	0.688
F535-046	2.875	0.593	2.131	1.000	0.440	0.125	0.048	0.688
F535-047	2.938	0.593	2.162	1.000	0.440	0.125	0.048	0.688
F535-048	3.000	0.593	2.193	1.000	0.440	0.125	0.048	0.688
F535-049	3.063	0.593	2.224	1.000	0.440	0.125	0.048	0.688
F535-050	3.125	0.593	2.256	1.000	0.440	0.125	0.048	0.688
F535-051	3.188	0.593	2.287	1.000	0.440	0.125	0.048	0.688
F535-052	3.250	0.593	2.318	1.000	0.440	0.125	0.048	0.688
F535-053	3.313	0.593	2.349	1.000	0.440	0.125	0.048	0.688
F535-054	3.375	0.593	2.381	1.000	0.440	0.125	0.048	0.688
F535-055	3.438	0.593	2.412	1.000	0.440	0.125	0.048	0.688
F535-056	3.500	0.593	2.443	1.000	0.440	0.125	0.048	0.688
F535-057	3.563	0.593	2.474	1.000	0.440	0.125	0.048	0.688
F535-058	3.625	0.593	2.506	1.000	0.440	0.125	0.048	0.688
F535-059	3.688	0.593	2.537	1.000	0.440	0.125	0.048	0.688
F535-060	3.750	0.593	2.568	1.000	0.440	0.125	0.048	0.688
F535-061	3.813	0.593	2.599	1.000	0.440	0.125	0.048	0.688
F535-062	3.875	0.593	2.631	1.000	0.440	0.125	0.048	0.688
F535-063	3.938	0.593	2.662	1.000	0.440	0.125	0.048	0.688
F535-064	4.000	0.593	2.693	1.000	0.440	0.125	0.048	0.688

## Warranty Disclaimer

The parts described herein are manufactured as set forth in the specifications listed for each part. Although we have taken reasonable efforts to include accurate and up to date information in this catalog, we make no warranty or representations as to its accuracy. We assume no liability or responsibility for any errors or omissions in the content of the catalog.

Every part listed in the catalog is provided to you "AS IS" WITHOUT WARRANTY OF ANY KIND, EITHER EXPRESS OR IMPLIED, INCLUDING, BUT NOT LIMITED TO, THE IMPLIED WARRANTIES OF MERCHANTABILITY, FITNESS FOR A PARTICULAR PURPOSE, OR NON-INFRINGEMENT.

THIS DISCLAIMER OF LIABILITY APPLIES TO ANY DAMAGES OR INJURY CAUSED BY ANY FAILURE OF PERFORMANCE, ERROR, OMISSION, INTERRUPTION, DELETION, DELAY IN OPERATION OR TRANSMISSION, COMMUNICATION LINE FAILURE, THEFT OR DESTRUCTION OR UNAUTHORIZED ACCESS TO, ALTERATION OF, OR USE OF RECORD, WHETHER FOR BREACH OF CONTRACT, TORTIOUS BEHAVIOR, NEGLIGENCE, OR UNDER ANY OTHER CAUSE OF ACTION. YOU ALSO SPECIFICALLY ACKNOWLEDGE AND AGREE THAT WE ARE NOT LIABLE FOR THE DEFAMATORY, OFFENSIVE OR ILLEGAL CONDUCT OF OTHER PERSONS AND THAT THE RISK OF INJURY FROM THE FOREGOING RESTS ENTIRELY WITH YOU.



**FRANKLIN  
FASTENER**  
Est. 1953

12701 Beech Daly Road  
Redford, MI 48239-2456  
U.S.A.

Phone: (313) 537-8900  
Fax: (313) 537-0286  
[www.franklinfastener.com](http://www.franklinfastener.com)

© 2009 Franklin Fastener, Inc.  
All Rights Reserved.  
Produced in U.S.A.