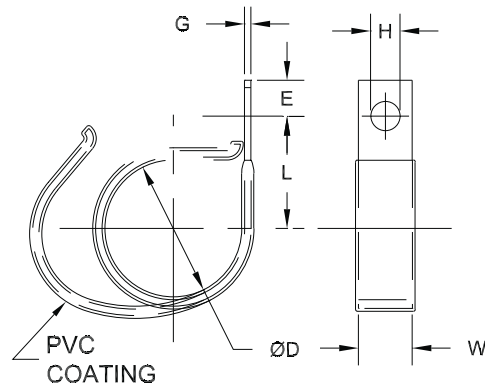




**CLIP SPECIFICATIONS**

**Diameter:** 1/8" - 2"  
**Bolt Size:** #10 - 1/2"  
**Position:** Furnished Open  
**Coating:** Black Vinyl Plastisol Coating Per SAE J200  
 0.032" Thick ± .015"  
**Notes:** Once this clip is mounted, tubing and/or wiring can be added at a later time, a developed shape for ease of closing with pliers or screwdriver.  
**Material Code:** A - SAE 1008/1010 G90 Per ASTM A653/653M Galvanized Steel  
 B - SAE 1008/1010 Low Carbon Steel Zinc Plate per ASTM B633 Fe/Zn 8 Type II



**PART NUMBER CALL OUT**

F453-008 A J-Clip Coated, Galv, 1/2" Dia, 5/16" Bolt  
 A Material Code  
 F453-008 Base Part Number

*Different sizes, materials, and/or finishes not shown can be manufactured to meet your specifications*

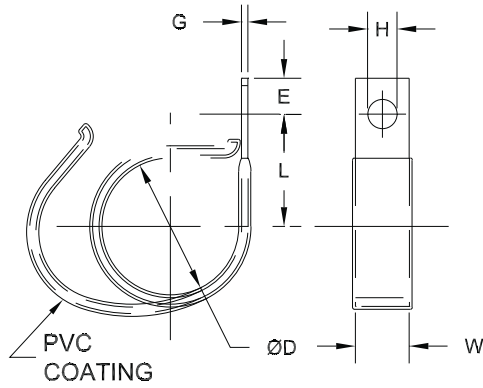
Base Part Number	D	H	L	W	E	G
	Clamping Diameter	Hole Diameter	Center to Center	Width	Hole/Slot Center to End	Material Thickness
	± .015	± .005	± .031	± .010	± .015	± .002
F451-002	0.125	0.203	0.687	0.500	0.218	0.025
F452-002	0.125	0.281	0.718	0.500	0.250	0.025
F453-002	0.125	0.343	0.750	0.625	0.312	0.025
F454-002	0.125	0.406	0.781	0.625	0.375	0.025
F451-003	0.187	0.203	0.750	0.500	0.218	0.032
F452-003	0.187	0.281	0.781	0.500	0.250	0.032
F453-003	0.187	0.343	0.812	0.625	0.312	0.032
F454-003	0.187	0.406	0.843	0.750	0.375	0.032
F451-004	0.250	0.203	0.812	0.500	0.218	0.032
F452-004	0.250	0.281	0.843	0.500	0.250	0.032
F453-004	0.250	0.343	0.875	0.625	0.312	0.032
F454-004	0.250	0.406	0.906	0.750	0.375	0.032
F451-005	0.312	0.203	0.875	0.500	0.218	0.032
F452-005	0.312	0.281	0.906	0.500	0.250	0.032
F453-005	0.312	0.343	0.937	0.625	0.312	0.032
F454-005	0.312	0.406	0.968	0.750	0.375	0.032
F452-006	0.375	0.281	0.937	0.500	0.250	0.032
F453-006	0.375	0.343	0.963	0.625	0.312	0.032
F454-006	0.375	0.406	1.000	0.750	0.375	0.032
F452-007	0.437	0.281	1.000	0.500	0.250	0.032
F453-007	0.437	0.343	1.031	0.625	0.312	0.032
F454-007	0.437	0.406	1.062	0.750	0.375	0.032
F452-008	0.500	0.281	1.062	0.500	0.250	0.032
F453-008	0.500	0.343	1.093	0.625	0.312	0.032
F454-008	0.500	0.406	1.125	0.750	0.375	0.032
F452-009	0.562	0.281	1.125	0.500	0.250	0.048
F453-009	0.562	0.343	1.156	0.625	0.312	0.048
F454-009	0.562	0.406	1.187	0.750	0.375	0.048



## CLIP SPECIFICATIONS

**Diameter:** 1/8" - 2"  
**Bolt Size:** #10 - 1/2"  
**Position:** Furnished Open  
**Coating:** Black Vinyl Plastisol Coating Per SAE J200  
 0.032" Thick ± .015"  
**Notes:** Once this clip is mounted, tubing and/or wiring can be added at a later time, a developed shape for ease of closing with pliers or screwdriver.

**Material Code:** A - SAE 1008/1010 G90 Per ASTM A653/653M Galvanized Steel  
 B - SAE 1008/1010 Low Carbon Steel Zinc Plate per ASTM B633 Fe/Zn 8 Type II



## PART NUMBER CALL OUT

F453-008 A J-Clip Coated, Galv, 1/2" Dia, 5/16" Bolt  
 A Material Code  
 F453-008 Base Part Number

*Different sizes, materials, and/or finishes not shown can be manufactured to meet your specifications*

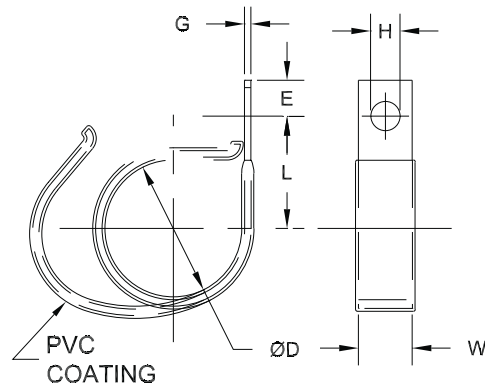
Base Part Number	D	H	L	W	E	G
	Clamping Diameter	Hole Diameter	Center to Center	Width	Hole/Slot Center to End	Material Thickness
	± .015	± .005	± .031	± .010	± .015	± .002
F452-010	0.625	0.281	1.187	0.500	0.250	0.048
F453-010	0.625	0.343	1.218	0.625	0.312	0.048
F454-010	0.625	0.406	1.250	0.750	0.375	0.048
F452-011	0.687	0.281	1.250	0.500	0.250	0.048
F453-011	0.687	0.343	1.281	0.625	0.312	0.048
F454-011	0.687	0.406	1.312	0.750	0.375	0.048
F452-012	0.750	0.281	1.250	0.500	0.250	0.048
F453-012	0.750	0.343	1.281	0.625	0.312	0.048
F454-012	0.750	0.406	1.312	0.750	0.375	0.048
F452-013	0.812	0.281	1.312	0.500	0.250	0.048
F453-013	0.812	0.343	1.343	0.625	0.312	0.048
F454-013	0.812	0.406	1.375	0.750	0.375	0.048
F452-014	0.875	0.281	1.375	0.500	0.250	0.048
F453-014	0.875	0.343	1.406	0.625	0.312	0.048
F454-014	0.875	0.406	1.437	0.750	0.375	0.048
F452-015	0.937	0.281	1.437	0.500	0.250	0.048
F453-015	0.937	0.343	1.468	0.625	0.312	0.048
F454-015	0.937	0.406	1.500	0.750	0.375	0.048
F452-016	1.000	0.281	1.500	0.500	0.250	0.048
F453-016	1.000	0.343	1.531	0.625	0.312	0.048
F454-016	1.000	0.406	1.562	0.750	0.375	0.048
F452-017	1.062	0.281	1.562	0.500	0.250	0.048
F453-017	1.062	0.343	1.593	0.625	0.312	0.048
F454-017	1.062	0.406	1.625	0.750	0.375	0.048
F452-018	1.125	0.281	1.625	0.500	0.250	0.048
F453-018	1.125	0.343	1.656	0.625	0.312	0.048
F454-018	1.125	0.406	1.687	0.750	0.375	0.048
F452-019	1.187	0.281	1.687	0.500	0.250	0.048
F453-019	1.187	0.343	1.718	0.625	0.312	0.048
F454-019	1.187	0.406	1.750	0.750	0.375	0.048



**CLIP SPECIFICATIONS**

**Diameter:** 1/8" - 2"  
**Bolt Size:** #10 - 1/2"  
**Position:** Furnished Open  
**Coating:** Black Vinyl Plastisol Coating Per SAE J200  
 0.032" Thick ± .015"  
**Notes:** Once this clip is mounted, tubing and/or wiring can be added at a later time, a developed shape for ease of closing with pliers or screwdriver.

**Material Code:** A - SAE 1008/1010 G90 Per ASTM A653/653M  
 Galvanized Steel  
 B - SAE 1008/1010 Low Carbon Steel  
 Zinc Plate per ASTM B633 Fe/Zn 8 Type II



**PART NUMBER CALL OUT**

F453-008 A J-Clip Coated, Galv, 1/2" Dia, 5/16" Bolt  
 A Material Code  
 F453-008 Base Part Number

*Different sizes, materials, and/or finishes not shown can be manufactured to meet your specifications*

Base Part Number	D	H	L	W	E	G
	Clamping Diameter	Hole Diameter	Center to Center	Width	Hole/Slot Center to End	Material Thickness
	± .015	± .005	± .031	± .010	± .015	± .002
F452-020	1.250	0.281	1.750	0.500	0.250	0.048
F453-020	1.250	0.343	1.781	0.625	0.312	0.048
F454-020	1.250	0.406	1.812	0.750	0.375	0.048
F452-021	1.312	0.281	1.812	0.500	0.250	0.048
F453-021	1.312	0.343	1.843	0.625	0.312	0.048
F454-021	1.312	0.406	1.875	0.750	0.375	0.048
F452-022	1.375	0.281	1.875	0.500	0.250	0.048
F453-022	1.375	0.343	1.906	0.625	0.312	0.048
F454-022	1.375	0.406	1.937	0.750	0.375	0.048
F452-024	1.500	0.281	2.000	0.500	0.250	0.048
F453-024	1.500	0.343	2.031	0.625	0.312	0.048
F454-024	1.500	0.406	2.062	0.750	0.375	0.048
F452-026	1.625	0.281	2.125	0.500	0.250	0.048
F453-026	1.625	0.343	2.156	0.625	0.312	0.048
F454-026	1.625	0.406	2.187	0.750	0.375	0.048
F452-028	1.750	0.281	2.250	0.500	0.250	0.048
F453-028	1.750	0.343	2.281	0.625	0.312	0.048
F454-028	1.750	0.406	2.312	0.750	0.375	0.048
F452-032	2.000	0.281	2.500	0.500	0.250	0.048
F453-032	2.000	0.343	2.531	0.625	0.312	0.048
F454-032	2.000	0.406	2.562	0.750	0.375	0.048

## Warranty Disclaimer

The parts described herein are manufactured as set forth in the specifications listed for each part. Although we have taken reasonable efforts to include accurate and up to date information in this catalog, we make no warranty or representations as to its accuracy. We assume no liability or responsibility for any errors or omissions in the content of the catalog.

Every part listed in the catalog is provided to you "AS IS" WITHOUT WARRANTY OF ANY KIND, EITHER EXPRESS OR IMPLIED, INCLUDING, BUT NOT LIMITED TO, THE IMPLIED WARRANTIES OF MERCHANTABILITY, FITNESS FOR A PARTICULAR PURPOSE, OR NON-INFRINGEMENT.

THIS DISCLAIMER OF LIABILITY APPLIES TO ANY DAMAGES OR INJURY CAUSED BY ANY FAILURE OF PERFORMANCE, ERROR, OMISSION, INTERRUPTION, DELETION, DELAY IN OPERATION OR TRANSMISSION, COMMUNICATION LINE FAILURE, THEFT OR DESTRUCTION OR UNAUTHORIZED ACCESS TO, ALTERATION OF, OR USE OF RECORD, WHETHER FOR BREACH OF CONTRACT, TORTIOUS BEHAVIOR, NEGLIGENCE, OR UNDER ANY OTHER CAUSE OF ACTION. YOU ALSO SPECIFICALLY ACKNOWLEDGE AND AGREE THAT WE ARE NOT LIABLE FOR THE DEFAMATORY, OFFENSIVE OR ILLEGAL CONDUCT OF OTHER PERSONS AND THAT THE RISK OF INJURY FROM THE FOREGOING RESTS ENTIRELY WITH YOU.



**FRANKLIN  
FASTENER**  
Est. 1953

12701 Beech Daly Road  
Redford, MI 48239-2456  
U.S.A.

Phone: (313) 537-8900  
Fax: (313) 537-0286  
[www.franklinfastener.com](http://www.franklinfastener.com)

© 2009 Franklin Fastener, Inc.  
All Rights Reserved.  
Produced in U.S.A.